


Current-Relay for Obstacle Lights

AC 12 - 120 mA for LED-Lamps, 0,1...1 A for light bulbs

STW200



Current-relays STW200 monitor AC-currents for falling below an adjusted limit. The ranges 12 ... 120 mA and 0,1 ... 1 A allow the monitoring of LED-Lamps as well as incandescent lamps in obstruction lights.

In case of main lamp failure a relay switches on the reserve lamp. An alarm contact is available for signaling a lamp failure.

If an alarm is required in case of failure of reserve lamp, a second STW200 is used.

Application:

Monitoring of LED-Lamps or light-bulbs in twin obstacle lights with alarm (lamp failure) and switching on a reserve lamp.

Monitoring of the function of single obstacle lights.

At conventional solutions with a change-over contact, there is a short on-pulse at the reserve lamp everytime when the system is switched on. The STW200 switches it on only in case of a failure of the main lamp.

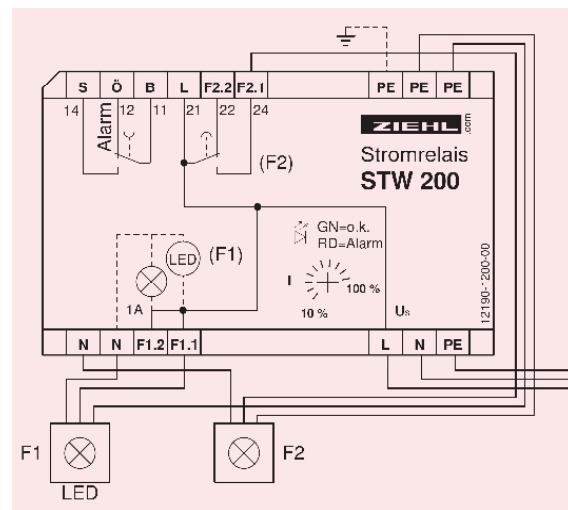
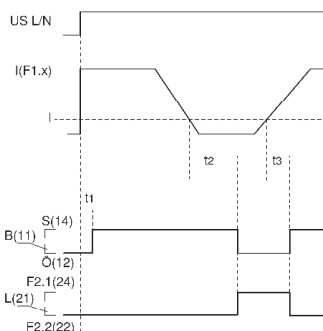
LED-lamps can also be monitored with long cables between relay and lamp.

When monitoring LED-lamps a total failure is detected. Failures of single LEDs are not detected.

Order-number:

S225530

- Measuring input 12...120 mA for LED-lamps
- Measuring input 0,1...1 A for incandescent lamps (bulbs)
- withstands current-peaks when switching on lamp
- Adjustment range 10...100 %
- Relay for switching on reserve light in operating-current mode
- Relay for alarm in closed-current mode
- Cable-length from relay to lamp up to 500 m
- Display green = o.k., red = low current alarm
- Housing 70 mm wide, mounting height 55 mm



Technical Data

Supply voltage U_s
Tolerance

AC 230 V 50/60 Hz, < 3 VA
0,85 ... 1,1 U_s

Relay output
Type of contact

2 x 1 change-over contact
type 2 see "General Technical Informations"

Measuring ranges
Tolerance / repeating error
Hysteresis
Delay alarm

AC 12...120 mA / AC 0,1...1 A
 ± 15 % / < 1 %
app. 5%
app. 2 s

rated ambient temp. range

-40°C...+55°C

Dimensions H x B x T
Line connection
Attachment
Protection housing/terminals
Weight

V 4: 90 x 70 x 58 mm, mounting height 55 mm
one wire: 4 mm², stranded with sleeves: 2,5 mm²
35 mm DIN-rail or 2 screws M4 (option)
IP 30/ IP 20
app. 210 g